

Dear parents, carers, family members and community members,

Welcome back to Clarke Road ... The smiles on both students and staff's faces when they returned to school last week was a special reminder of the relationships that connect us as a community at Clarke Road School. There were high fives, huge grins and a few exuberant hugs as students walked in the gates and greeted staff and friends. It has been wonderful to see everyone adjust so quickly to their classes and to see them engaged in learning activities as they begin a new school year.

This week, it has been wonderful to greet and to get to know our newest students at Clarke Road. A special welcome to Emily (Bunya), Abram (Bunya), Teddy (Bunya) Prashseeta (Bembul) Jesse (Warrigal) Ben (Colo) and their families. We are looking forward to having you as part of the Clarke Road community.

Staffing...

I will be continuing in my role as Relieving Principal for Term 1 with Cathy Treay as Assistant Principal. Shanaya Dubash and Amy Owen will be continuing as Relieving Assistant Principals. We are thrilled to welcome Lucinda Paynter to our teaching staff this year. Lucinda was a targeted graduate and we are looking forward to her sharing her skills with us.

Dates to Remember

Parent Information Night
27th February, 6 – 7:30pm

P & C Meeting
13th March, 9:30am

Senior Swimming Carnival
19th March

Junior Swimming Carnival
26th March

High Flyers Assembly
3rd April, 9:30am

P.B.E.L. NEWS

Big welcome back to everyone for 2020 and a special welcome to all our new families. At Clarke Road School we follow a Positive Behaviour Engaging Learners and have four 'be' rules in our school - **Be a Learner, Be a Friend, Be Safe and Be Caring**. This allows us to use a common language across the school as well as opportunities to teach and model positive and appropriate behaviour for our students. We encourage families to use this language at home with students. At the end of each term we have a High Flyers Assembly to celebrate star students from each class.



Gabe, Shaaun and Malayka being safe and waiting for their turn in the pool.



Cody being a great learner during a History lesson.



Benji and Zac being friends while reading a book.



Ava being caring by putting rubbish in the bin.

Classes for 2020

Colo - Verney Diamantes, Tony Little and Manoj Gera

Gibba - Scott Noble and Tila Gera

Kurrajong - Cathy Treay, Jane Hong (Tues) and Aimee Firkins

Warrigal - Ranna Taheri and Sharmalie Seneviratne

Magura - Betty Ho and Heather Steele

Bunya – Tanya Townsend, Anita Gopalani and Cindy Hartman (Wed)

Yarra – Lucinda Paynter and Kathryn Vaughan

Bembul – Amy Owen, Annie Dempsey, Jane Hong (Fri)

Garraway – Shanaya Dubash and Jenny Whalan (Wed), Chareen Boake, and Cindy Hartman (Thurs)

We have also employed an additional SLSO, Aggie Best across the school. She will be supporting students as needed, such as for lifting or positioning, or for assisting students with communication programs.

Absences – If your child is absent on any day, please contact the office to advise them. We are required by law to keep records of all absences.

Contacting the school – Your child's wellbeing matters to us and ensuring there is prompt communication with teachers and the office enables matters to be addressed quickly. We have amazing office staff, so please feel free to contact the office when required. Should you wish to speak to teaching staff, please contact the office first. If you need to convey a quick piece of information, the office staff can pass this information on to the class. If it is a longer conversation, we will ask the teacher to call you after school.

Novel Coronavirus - Clarke Road School will continue to follow the most current advice offered to the Department of Education by the Department of Health. Consistent with current guidelines, staff and students who are unwell with respiratory illness should remain at home until symptoms resolve. In accordance with our current practice, if any child becomes unwell we will implement our infection control guidelines and follow the advice provided by the Department of Health, as appropriate.

Upcoming events - We have a number of upcoming events in Term 1 for parents, so please put the following dates in your diary: Thursday Feb 27th **Parent Teacher Information Evening** from 6 - 7.30 pm. This is a wonderful opportunity to meet new parents and class staff, as well as gain a greater understanding of the values of the school community and what learning will look like for your child in their classroom. The first **P & C** meeting for the year will be held on Friday 13th March at 9.30 am to which all parents are warmly invited.

At Clarke Road we are committed together to 'opening new worlds' for each student. Thank you for joining us on the journey, as we begin a new year filled with opportunities to learn and grow.

Have a lovely weekend!

Rebecca

A very warm welcome to our new Clarke Road students



TEACCH

The TEACCH structured method of organising and supporting student's environment and learning is being used in the Clarke Road School's Work Education Programs. In the Canteen - Lunch Box Program, The Cluck Road Farm and Cluck Road Shed Card Making Program students in Year 10, 11 and 12 will have individual programs to achieve independence. This will look different for every student.

The **canteen lunch box program** provides step by step visual books on how to prepare pizzas, popcorn and toasted sandwiches. This visual support provides the student information on **what to do, how many to do** and **when they are finished**. This supports the student's learning and reduces student anxiety. Some students may only complete one task e.g., sprinkle cheese on pizzas, others may complete all steps in food preparation. The TEACCH structured learning is all about the student being independent in their task.



Cluck Road Farm, activities include vegetable garden, fruit trees and the chicken coop. Schedules of pictures are used to indicate to the student **where to go**. Students move to different areas to complete a task independently, collecting eggs or watering the gardens or sweep the paths.



Cluck Road Shed Card Making students may complete one or four tasks independently to make a card. The students work left to right. Their work is structured so they know **what to do, how many to do and when they are finished**, again this looks different for each student.



The TEACCH structured method provides structured tasks for individual students to promote independence. This promotes self-confidence and pride in their accomplishments.



PS. Look out for our Easter and Birthday cards which will be on sale in 10 weeks

Cathy Treay and Verney Diamantes

Term 1 P&C Meeting



Friday, 13th March at 9:30am
Clarke Road School Library

All welcome. It is a great way to have input into the school and meet other parents. Morning tea is provided.

Contact Deborah Marsden for further information: deborah.marsden16@gmail.com
or call on 0451893131, I love to have a chat!



Northern Sydney Public Health Unit
School Vaccination Program
Ph: 02 9477 9036

Clarke Road School

Vaccination Clinic Visits Schedule

10/03/2020

Year 7 Human Papillomavirus Vaccine (Dose 1)
Year 7 Diphtheria-Tetanus-Pertussis
Year 8 (catch-up) Human Papillomavirus Vaccine

05/05/2020

Year 10 Meningococcal ACWY

03/11/2020

Year 7 Human Papillomavirus Vaccine (Dose 2)



Catch up vaccinations for absent Year 7, 8 and 10 will be done at any subsequent clinic, dependent on the interval between doses.

There is no need to go to the GP for these vaccines.

Catch up student lists will be sent to the School Immunisation Coordinator prior to clinic.

Parking and traffic rules in school zones

You need to take extra care when driving and parking in school zones. Make sure that you and your child understand the road rules. If you break the traffic rules in a school zone you are putting not only your child but other children at risk. The parking and traffic rules around our schools are there to protect your children. If you break the rules you will be fined. **Please choose safety over convenience.**







QUICK REFERENCE GUIDE TO IMPORTANT SAFETY TRAFFIC RULES				
ZONE	WHAT DOES IT MEAN?	WHY IS IT THERE?	PENALTY	DEMERIT POINTS*
	You cannot stop in a NO STOPPING zone for any reason (including queuing or waiting for a space).	Keeps clear sight lines between drivers and children / pedestrians.	EXCEEDS \$344	(School Zone) 2
	You can stop in a NO PARKING zone for a max. of two minutes to drop off and pick up passengers. If no spaces are available you cannot queue on the road way or in any other zones while waiting for a space. You will need to drive away and park elsewhere, only returning when there is space to pull up. You must stay within 3 metres of your vehicle at all times and cannot leave your vehicle unattended.	Provides a safe place for children / pedestrian set down and pick up.	EXCEEDS \$191	(School Zone) 2
	You must not stop or park in a BUS ZONE for any reason (including queuing or waiting for a space) unless you are driving a bus. If times are shown on the sign, you are not allowed to stop during those times.	Provides a safe place for large buses to set down and pick up school children.	EXCEEDS \$344	(School Zone) 2
	You must not stop on or within 20 metres before a PEDESTRIAN CROSSING or 10 metres after a crossing unless there is a control sign permitting parking.	So drivers can clearly see pedestrians on the crossing.	EXCEEDS \$457	(School Zone) 2
	DOUBLE PARKING You must not stop on the road adjacent to another vehicle at any time even to drop off or pick up passengers.	Double parking blocks visibility and forces other cars to go around you.	EXCEEDS \$344	(School Zone) 2
	You must not stop on any FOOTPATH or NATURE STRIP , or even a DRIVEWAY crossing a footpath or nature strip for any reason.	You could easily run over a child or force pedestrians onto the road to get around you.	EXCEEDS \$344	(School Zone) 2

Please note: The above information is current as of 1 July 2019. Penalties set by NSW State Government and reviewed on 1 July each year.



Parking and traffic rules in school zones

You need to take extra care when driving and parking in school zones. Make sure that you and your child understand the road rules. If you break the traffic rules in a school zone you are putting not only your child but other children at risk. The parking and traffic rules around our schools are there to protect your children. If you break the rules you will be fined. **Please choose safety over convenience.**

QUICK REFERENCE GUIDE TO IMPORTANT SAFETY TRAFFIC RULES				
ZONE	WHAT DOES IT MEAN?	WHY IS IT THERE?	PENALTY	DEMERIT POINTS*
	You cannot stop in a NO STOPPING zone for any reason (including queuing or waiting for a space).	Keeps clear sight lines between drivers and children / pedestrians.	EXCEEDS \$344	(School Zone) 2
	You can stop in a NO PARKING zone for a max. of two minutes to drop off and pick up passengers. If no spaces are available you cannot queue on the road way or in any other zones while waiting for a space. You will need to drive away and park elsewhere, only returning when there is space to pull up. You must stay within 3 metres of your vehicle at all times and cannot leave your vehicle unattended.	Provides a safe place for children / pedestrian set down and pick up.	EXCEEDS \$191	(School Zone) 2
	You must not stop or park in a BUS ZONE for any reason (including queuing or waiting for a space) unless you are driving a bus. If times are shown on the sign, you are not allowed to stop during those times.	Provides a safe place for large buses to set down and pick up school children.	EXCEEDS \$344	(School Zone) 2
	You must not stop on or within 20 metres before a PEDESTRIAN CROSSING or 10 metres after a crossing unless there is a control sign permitting parking.	So drivers can clearly see pedestrians on the crossing.	EXCEEDS \$457	(School Zone) 2
	DOUBLE PARKING You must not stop on the road adjacent to another vehicle at any time even to drop off or pick up passengers.	Double parking blocks visibility and forces other cars to go around you.	EXCEEDS \$344	(School Zone) 2
	You must not stop on any FOOTPATH or NATURE STRIP , or even a DRIVEWAY crossing a footpath or nature strip for any reason.	You could easily run over a child or force pedestrians onto the road to get around you.	EXCEEDS \$344	(School Zone) 2

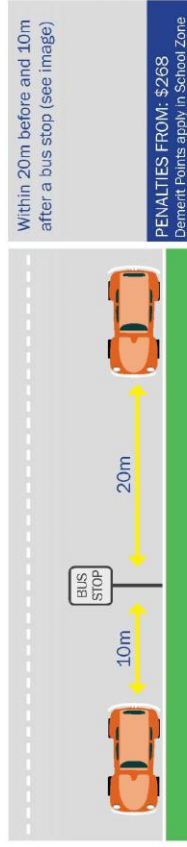
Please note: The above information is current as of 1 July 2019. Penalties set by NSW State Government and reviewed on 1 July each year.



Parking Rules

Please park safely and legally on the streets around your school. Park legally so you do not incur parking fines and demerit points. Council's Traffic Compliance Officers enforce parking around schools. If you park contrary to the road rules you will be fined!

You cannot stop or park your vehicle:



Parallel parking

This is the usual way to park unless signs tell you otherwise. You must park in the same direction as the adjacent traffic and parallel and as close as possible to the kerb.



For a list of all school zone driving and parking offences in New South Wales visit:
<https://www.rms.nsw.gov.au/documents/roads/safety-rules/demerits-school.pdf>



This is a road safety initiative developed by Hornsby Shire Council

Parking Rules

No Parking Zone

- Drivers may stop in this zone to drop off or pick up passengers or goods for a maximum of 2 minutes.
- The driver MUST remain in or within 3 metres of the vehicle at all times.
- The vehicle must not be left unattended.
- If times of operation are shown on the sign, the restriction only applies during the times shown.
- No Parking zones can also be used to drop off and pick up children.



Penalty: \$114 or \$344 in School Zone + 2 Demerit Points

No Stopping Zone

- Stopping is not permitted at any time.
- If times of operation are shown on the sign, the restriction only applies during the times shown.



Penalty: \$268 or \$344 in School Zone + 2 Demerit Points

Bus Zones

- Drivers are not permitted to stop within a bus zone at any time.
- If times of operation are shown on the sign, the restriction only applies during the times shown.



Penalty: \$268 or \$344 in School Zone + 2 Demerit Points

Double Parking

- Drivers are not permitted to stop or park between the centre of the road and another vehicle that is parked at the side of the road.
- Double parking decreases visibility for motorists and pedestrians, and significantly reduces road safety around schools.



Penalty: \$268 or \$344 in School Zone + 2 Demerit Points

LEGAL DISCLAIMER:

This document is produced as a guide only. Council takes no responsibility for any damage sustained to vehicles when parked in local streets. It is the responsibility of the driver to be aware of traffic regulations and parking restrictions when parking a vehicle and Council reserves its right to issue Penalty Infringements Notices in circumstances where traffic regulations or parking restrictions have been violated.

Safe Walking Tips

- Always use pedestrian crossings.
- Never assume that a driver can see you or will stop for you. Their vision may be affected by the sun, poor light, parked cars or other distractions.
- Remember that drivers take longer than usual to stop in the rain or on a wet road.
- At intersections, check for turning vehicles before you leave the footpath and while you are crossing the road.
- Children up to ten years old should hold an adult's hand in the car park, on the footpath and when crossing the road.
- Avoid using a mobile phone, head phones or other device while you are crossing the road.
- Watch out for bicycles.



This is a road safety initiative developed by Hornsby Shire Council

		Term 1 Planner				Term 1 2020
Month	Week	Mon	Tue	Wed	Thurs	Fri
Jan / Feb	1	27 Australia Day Holiday	28 Staff Dev. Day	29 Students return	30	31
Feb	2	3	4	5	6	7
Feb	3	10	11 <i>Corner Shop opens</i>	12	13 <i>Special Olympics Barker student Buddy Program</i>	14
Feb	4	17 <i>NIDHC (clinic)</i>	18 <i>Corner Shop</i>	19	20 <i>Special Olympics Barker</i>	21
Feb / Mar	5	24	25 <i>Corner Shop</i>	26	27 <i>Special Olympics Barker</i> Parent/Teacher Information Evening 6-7.30	28
Mar	6	2	3 <i>Corner Shop</i>	4	5 <i>Special Olympics Barker</i>	6 <i>Junior Swimming</i>
Mar	7	9	10 <i>Corner Shop</i> Yr 7 & 8 Vaccinations	11	12 <i>Special Olympics Barker</i>	13 9.30 am P & C Mtg <i>Junior Swimming</i>
Mar	8	16 <i>NIDHC (clinic)</i>	17 <i>Corner Shop</i>	18	19 <i>Special Olympics Barker</i> <i>Swimming Carnival - Seniors</i>	20 <i>Junior Swimming</i>
Mar	9	23	24 <i>Corner Shop</i>	25	26 <i>Special Olympics Swimming Carnival - Juniors</i>	27 <i>Junior Swimming</i>
Apr	10	30 <i>Camp</i>	31 <i>Corner Shop</i> <i>Camp</i>	1 <i>Camp</i>	2 <i>Special Olympics Barker</i>	3 High Flyers Assembly Time: 9:30
Apr	11	6	7 <i>Corner Shop</i>	8	9 Last day of term 1	10 Good Friday